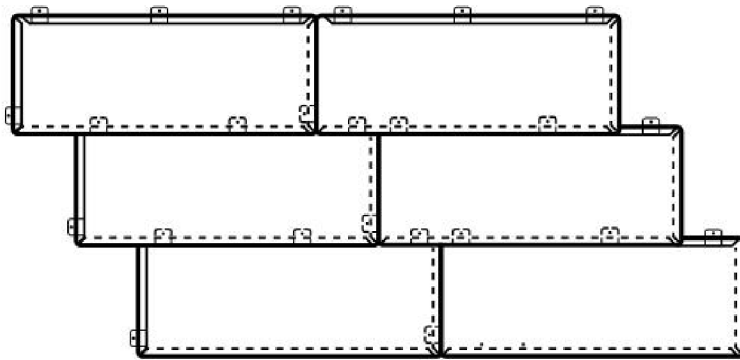




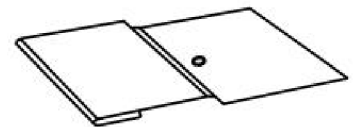
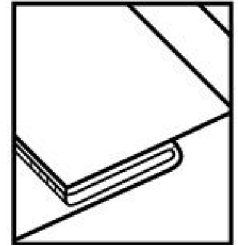
# ARCHITECTURAL SHINGLE

CONCEALED FASTENER  
PANEL SYSTEMS

## Elevation View



## Typical Joint Detail



Flat Seam Clip

## Product Summary

Kovach Architectural Shingles provide an attractive concealed panel that suits a variety of applications. This panel is for use over solid substrates and can be provided in shingle sizes of 8" to 21" square. Consult Kovach for other sizes and patterns.

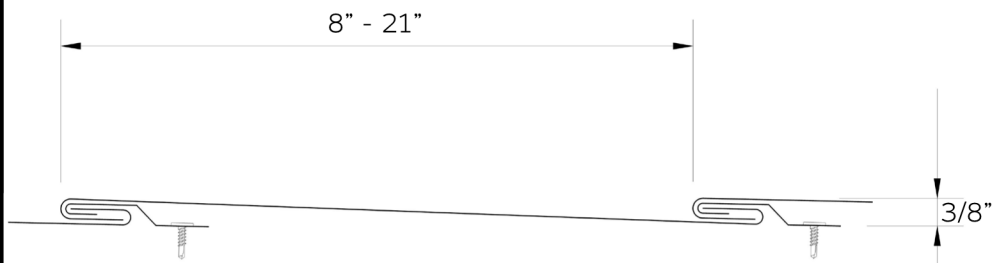
### Standard Material Options

- Galvanized Steel & Galvalume
- 24ga, 22ga

Please consult Kovach for gauge availability in stainless steel, aluminum, copper and zinc applications.

Choose from a wide selection of standard, metallic/exotic, custom and wood grain colors, using a Kynar® 500 paint system.

## Shingle Assembly



## Features and Benefits

- Ideal for wall applications
- Can be manufactured and installed in a variety of patterns
- Wide variety of materials and finish options
- Consult Kovach for custom options
- Kovach can provide specification and design assistance
- Consult Kovach for accessories and fastener recommendations

