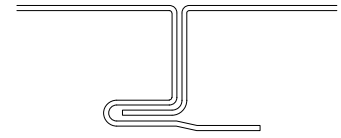
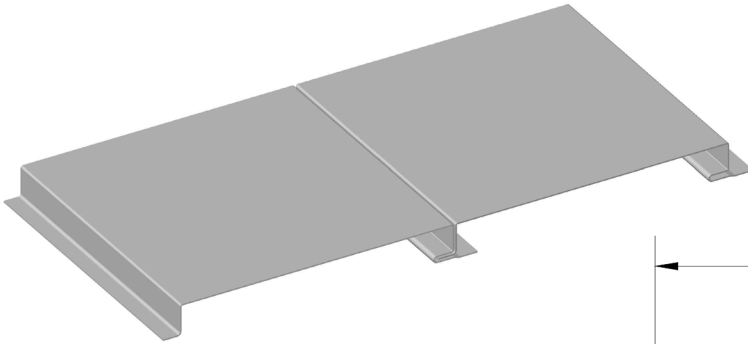


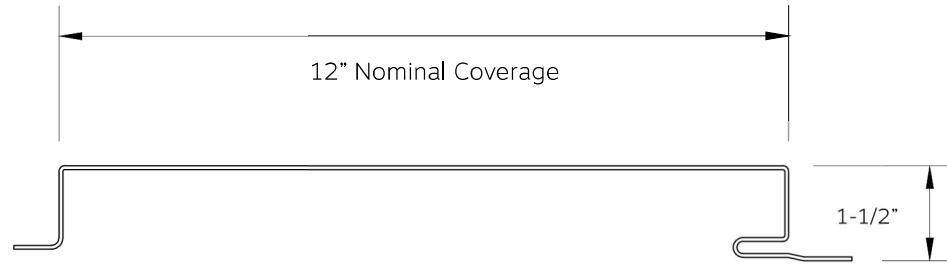


K-WALL

INTERLOCKING
CONCEALED FASTENER PANEL



Typical Joint Detail



As an industry staple, this 1-1/2" deep by 12" wide panel has withstood the test of time and continues to provide owners and architects with an economical flush faced wall and soffit assembly.

Standard Material Options

Steel/Galvalume

- 24ga, 22ga, 20ga, 18ga

Aluminum

- .040", .050", .063"

Please contact Kovach for thicker material options and the availability of stainless steel, copper and zinc applications.

Choose from a wide selection of standard, metallic/exotic, custom and wood grain colors, using a Kynar® 500 paint system.

Perforating is also available for screening or venting applications.

"Oil Canning" may be evident in the broad flat portion of the panel. Every effort is made to eliminate oil canning through gauge/material selection, proper thermal consideration, and embossing or adding stiffener ribs. The structural integrity of the panel systems are in no way affected by this phenomenon and therefore any appearance of the effect is not cause for material rejection.



K-Wall is the primary metal cladding at Cirrus Logic's Headquarters in Austin, Texas.

Features and Benefits

- Ideal for wall and soffit applications
- Can be installed horizontally or vertically
- Wide variety of materials and finish options
- Consult Kovach for custom options:
 - Depths of 1" or 1-1/2"
 - Lengths up to 20'-0"
 - Reveals of 1/2", 1", 2" or 6"
 - Stiffening ribs
 - Embossing
 - Factory end tabs

